

SUPERIOR PATIENT COMMUNICATION

smartCam

When convenience matters



smartCam

Our first 4K auto focus camera is designed especially for optimal light amount performance. The fast auto focus and pristine image quality with Sony IMX415 sensor allows for even easier operation. The smartCam is a great choice for high level documentation, communication, and live streaming for communication and educational cases.

- > The only medical 4K auto focus camera
- > Always ready to use
- > Hands free operation, USB connection
- > 4K / 1080p / 720p / @ 30fps; 8.3 MP photos



Benefits




- > Easy mounting on treatment light
- > Instant hands-free operation by foot pedal → no treatment interruptions
- > Quick documentation and sharing
- > Simple USB installation and integration
- > Modern case visualization and patient treatment plans
- > Certified and secured products, EU MDR 2017/745 Class I
- > Fast ROI by improvements in treatment acceptance rates
- > Powerful tool for safe and repeatable education
- > Replaces your current interruptive intra-oral and digital cameras



Futudent cameras are manufactured in Finland according to MDR 2017/745, ISO 13485 and IEC60601 requirements and registered as Class I Medical Device in the EU

Choose the right camera for you

Probably the only medical camera you will ever need!

	smartCam	proCam XS	scopeCam
			
Sensor	Sony IMX 415 Starvis		
Resolution	8.3 MP (4K: 3840 x 2160)		
Sensor Size	1/2.8"		
Video Resolution	4K, 1080p, 720p; 30 fps		
Photo Resolution	8.3 MPix (16:9)		
Casing	Anodized aluminum		PA2200 aluminum & brass
Dimension (W*L*H)	40 x 22 x 27 mm	30 x 20 x 22 mm	Diameter: 37, height: 27 mm
Weight (body)	37 gram	14 gram	45 gram
Camera Protocol	UVC, USB2		
Connection	Micro USB female on camera		
Lens Options	25 mm XL / 16 mm XL Novocam UHD lenses	8, 16, 25, and 35 mm Novocam UHD lenses	-
Focusing	Automatic and manual (SW)	Manual	-
Mounting	Treatment light	Loupe, headband, treatment light & flexible arm	On C-mount microscopes
Compatible OS	Windows, MacOS, Android		

Mounting options

Light Mount	Loupe Mount	Microscope
<ul style="list-style-type: none"> > Always ready to use > Instant images and videos with the foot pedal > Stable images and easy to use > Can be installed on most dental treatment lights on the market 	<ul style="list-style-type: none"> > POV - matches the point of view of the loupes > Focus set to match loupe working distance (all-in-focus) > Hands free operation > Attachments to most loupes on the market 	<ul style="list-style-type: none"> > Always ready to use > Hands free operation by foot pedal without interruptions > Fluent workflow for documenting and sharing

Authorized Distributor:

PT. NEORA NIAGA TRITAMA
(021) 5023 3190 / (0811) 898 6191

Neora
www.neora.id